

Market Trends Report

September 2024

 Property Type

Single Family

 Date Range

October 2021 - September 2024

 Price Range

\$0 - \$999,999,999

 Location

CITY
Easton






Judy Michaelis

Broker Lic#: 0750642

CONTACT

-  203-247-5000
-  judy.michaelis@coldwellbankermoves.com
-  judymichaelis.com
-  Coldwell Banker Realty
355 Riverside Ave, Westport, CT 06880
-  203-227-8424

CONNECT WITH ME

-  @judy-michaelis-westport
-  fb.com/JudyMichaelisRealEstate
-  @judymichaelisrealtor



Judy Michaelis
Broker

M: 203-247-5000
Lic#: 0750642

judy.michaelis@coldwellbankermoves.com
<https://www.judymichaelis.com>

City: Easton
Price Range: \$0 - \$999,999,999
Properties: Single Family

Overview

The overview below shows real estate activity from January 2024 to September 2024. You will see data comparisons between September and the previous month, the last three months and September 2023.

Overview	Monthly Trends				
	YTD Avg.	September	August	Jun. - Aug.	Sep. 2023
New Listings	74	10	6	7	10
Average Sales Price per Square Foot	282	280	238	280	311
Average Days on Market	74	38	98	64	33
Number of Properties for Sale	179	16	16	18	27
Average List Price	\$1,303,212	\$1,462,187	\$1,222,344	\$1,252,618	\$1,563,437
Median List Price	\$1,057,944	\$962,500	\$849,000	\$987,667	\$1,150,000
Average Sales Price	\$994,433	\$818,000	\$1,060,667	\$1,104,276	\$1,063,333
Median Sales Price	\$963,717	\$798,500	\$957,500	\$1,056,000	\$1,022,500
Sales Price / List Price Ratio	100.3%	101.01%	99.94%	102.16%	105.19%
Number of Properties Sold	61	4	6	10	6
Month's Supply of Inventory	3.37	4	2.67	1.97	4.5
Absorption Rate	0.35	0.25	0.38	0.54	0.22



Judy Michaelis
Broker

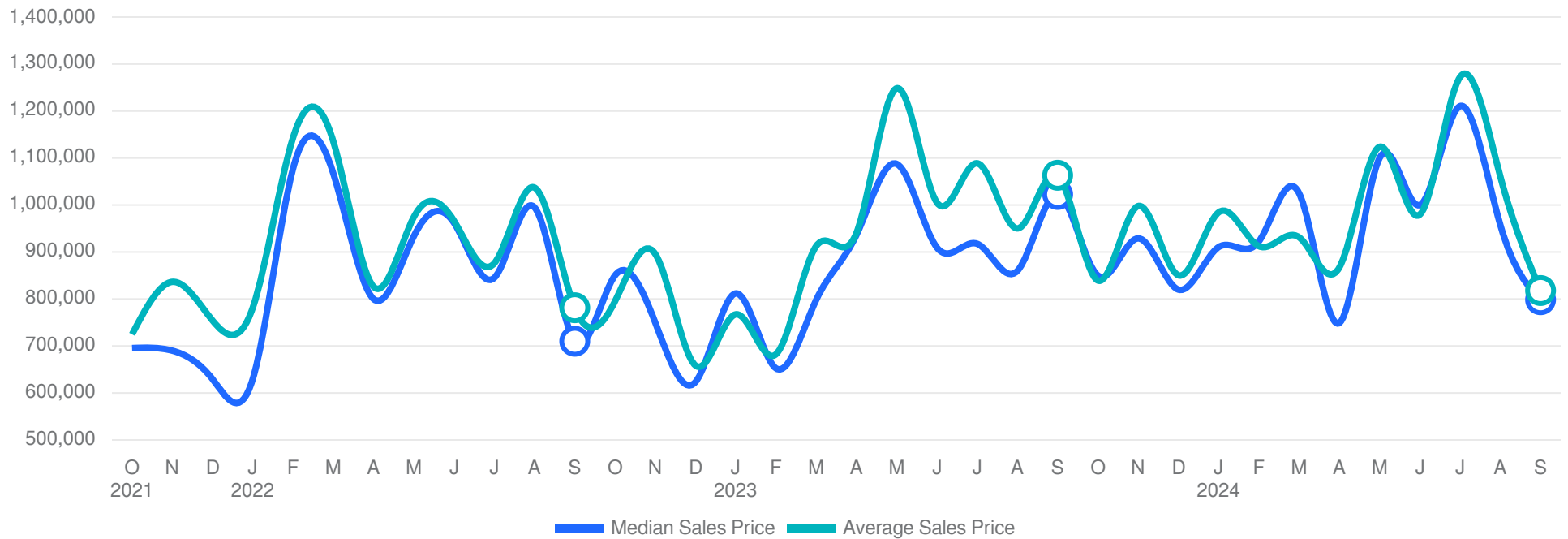
M: 203-247-5000
Lic#: 0750642

judy.michaelis@coldwellbankermoves.com
<https://www.judymichaelis.com>

City: Easton
Price Range: \$0 - \$999,999,999
Properties: Single Family

Average & Median Sales Price

The median sales price in September 2024 was \$798,500, down -16.61% from \$957,500 from the previous month and -21.91% lower than \$1,022,500 from September 2023. The September 2024 median sales price was at a mid level compared to September 2023 and 2022. The average sales price in September 2024 was \$818,000, down -22.88% from \$1,060,667 from the previous month and -23.07% lower than \$1,063,333 from September 2023. The September 2024 average sale price was at a mid level compared to September 2023 and 2022.



Based on information from SmartMLS for the period 10/01/2021 through 9/30/2024. Source data is deemed reliable but not guaranteed. Real estate agents affiliated with Coldwell Banker Realty are independent contractor sales associates, not employees. ©2024 Coldwell Banker. All Rights Reserved. Coldwell Banker and the Coldwell Banker logos are trademarks of Coldwell Banker Real Estate LLC. The Coldwell Banker® System is comprised of company owned offices which are owned by a subsidiary of Realogy Brokerage Group LLC and franchised offices which are independently owned and operated. The Coldwell Banker System fully supports the principles of the Fair Housing Act and the Equal Opportunity Act.



Judy Michaelis
Broker

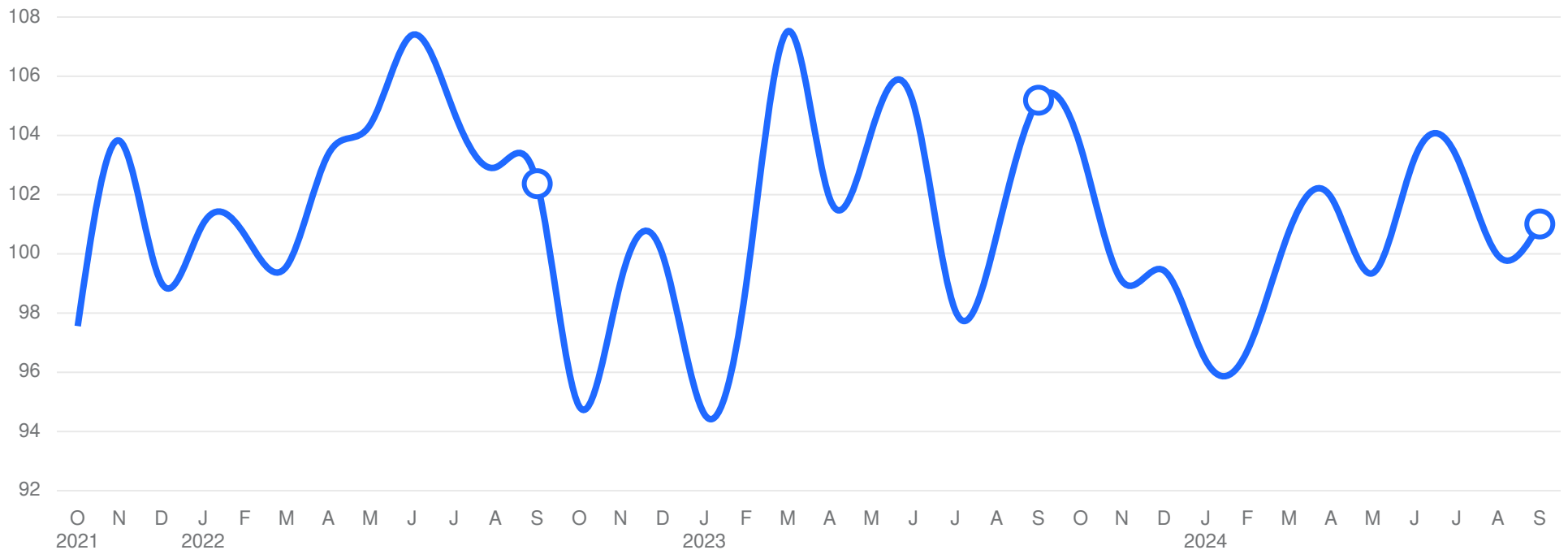
M: 203-247-5000
Lic#: 0750642

judy.michaelis@coldwellbankermoves.com
<https://www.judymichaelis.com>

City: Easton
Price Range: \$0 - \$999,999,999
Properties: Single Family

Sales Price / List Price Ratio

The sales price/list price ratio is the average sale price divided by the average list price for sold properties expressed as a percentage. If it is above 100%, homes are selling for more than the list price. If it is less than 100%, homes are selling for less than the list price. The September 2024 sales price/list price ratio was 101.01%, up from 99.94% from the previous month and down from 105.19% from September 2023.



Based on information from SmartMLS for the period 10/01/2021 through 9/30/2024. Source data is deemed reliable but not guaranteed. Real estate agents affiliated with Coldwell Banker Realty are independent contractor sales associates, not employees. ©2024 Coldwell Banker. All Rights Reserved. Coldwell Banker and the Coldwell Banker logos are trademarks of Coldwell Banker Real Estate LLC. The Coldwell Banker® System is comprised of company owned offices which are owned by a subsidiary of Realogy Brokerage Group LLC and franchised offices which are independently owned and operated. The Coldwell Banker System fully supports the principles of the Fair Housing Act and the Equal Opportunity Act.



Judy Michaelis
Broker

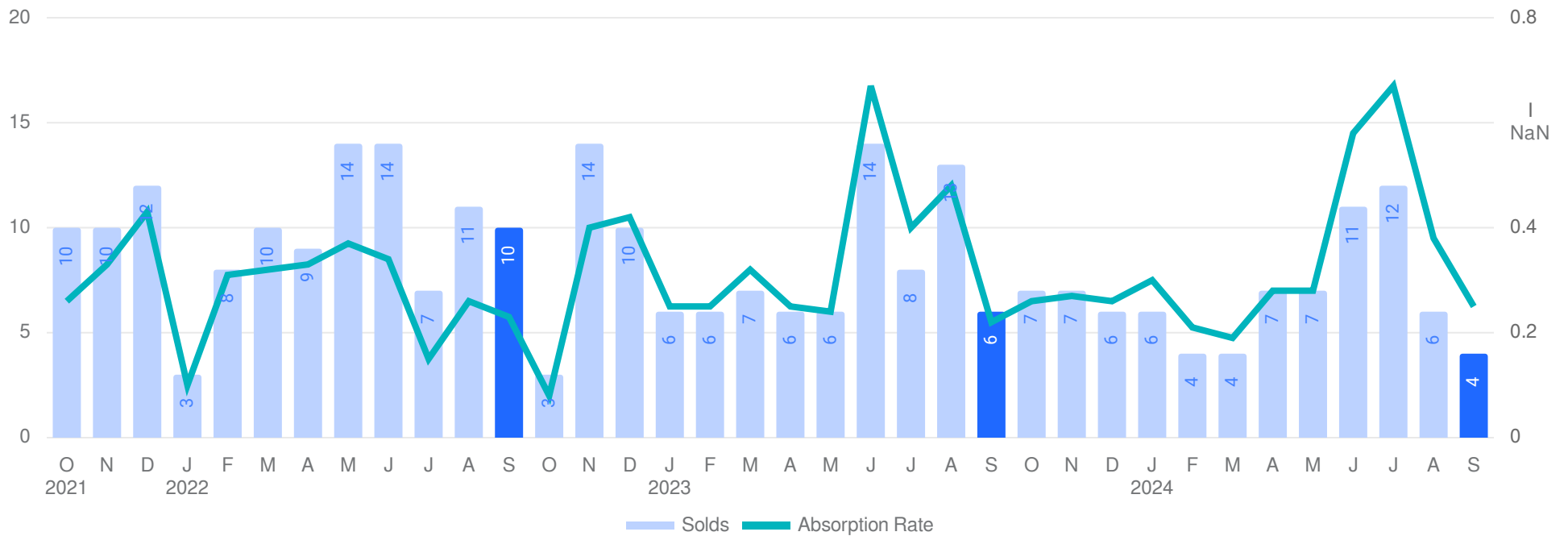
M: 203-247-5000
Lic#: 0750642

judy.michaelis@coldwellbankermoves.com
<https://www.judymichaelis.com>

City: Easton
Price Range: \$0 - \$999,999,999
Properties: Single Family

Number of Properties Sold & Absorption Rate

The number of properties sold in September 2024 was 4, down -33.33% from 6 from the previous month and -33.33% lower than 6 from September 2023. The September 2024 sales were at its lowest level compared to September 2023 and 2022. Absorption rate is the avg number of sales per month divided by the total number of available properties.



Based on information from SmartMLS for the period 10/01/2021 through 9/30/2024. Source data is deemed reliable but not guaranteed. Real estate agents affiliated with Coldwell Banker Realty are independent contractor sales associates, not employees. ©2024 Coldwell Banker. All Rights Reserved. Coldwell Banker and the Coldwell Banker logos are trademarks of Coldwell Banker Real Estate LLC. The Coldwell Banker® System is comprised of company owned offices which are owned by a subsidiary of Realogy Brokerage Group LLC and franchised offices which are independently owned and operated. The Coldwell Banker System fully supports the principles of the Fair Housing Act and the Equal Opportunity Act.



Judy Michaelis
Broker

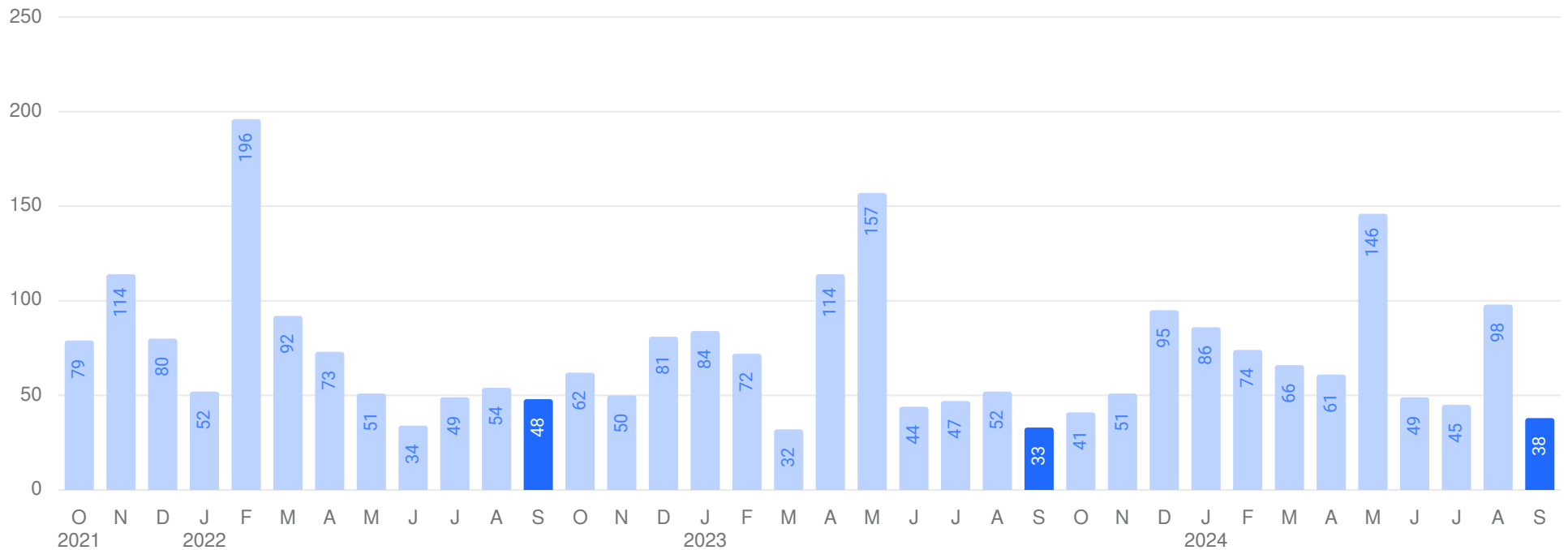
M: 203-247-5000
Lic#: 0750642

judy.michaelis@coldwellbankermoves.com
<https://www.judymichaelis.com>

City: Easton
Price Range: \$0 - \$999,999,999
Properties: Single Family

Average Days on Market

The average days on market (DOM) is the number of days a property is on the market before it sells. An upward trend in DOM tends to indicate a move towards a buyer's market, a downward trend tends to indicate a move towards seller's market. The DOM for September 2024 was 38 days, down -61.22% from 98 days from the previous month and 15.15% higher than 33 days from September 2023. The September 2024 DOM was at a mid level compared with September 2023 and 2022.



Based on information from SmartMLS for the period 10/01/2021 through 9/30/2024. Source data is deemed reliable but not guaranteed. Real estate agents affiliated with Coldwell Banker Realty are independent contractor sales associates, not employees. ©2024 Coldwell Banker. All Rights Reserved. Coldwell Banker and the Coldwell Banker logos are trademarks of Coldwell Banker Real Estate LLC. The Coldwell Banker® System is comprised of company owned offices which are owned by a subsidiary of Realogy Brokerage Group LLC and franchised offices which are independently owned and operated. The Coldwell Banker System fully supports the principles of the Fair Housing Act and the Equal Opportunity Act.



Judy Michaelis
Broker

M: 203-247-5000
Lic#: 0750642

judy.michaelis@coldwellbankermoves.com
<https://www.judymichaelis.com>

City: Easton
Price Range: \$0 - \$999,999,999
Properties: Single Family

Average Sales Price per Square Foot

The average sales price per square foot is a more normalized indicator for the direction of property value. The sales price per square foot in September 2024 was \$280, up 17.65% from \$238 from the previous month and -9.97% lower than \$311 from September 2023.



Based on information from SmartMLS for the period 10/01/2021 through 9/30/2024. Source data is deemed reliable but not guaranteed. Real estate agents affiliated with Coldwell Banker Realty are independent contractor sales associates, not employees. ©2024 Coldwell Banker. All Rights Reserved. Coldwell Banker and the Coldwell Banker logos are trademarks of Coldwell Banker Real Estate LLC. The Coldwell Banker® System is comprised of company owned offices which are owned by a subsidiary of Realogy Brokerage Group LLC and franchised offices which are independently owned and operated. The Coldwell Banker System fully supports the principles of the Fair Housing Act and the Equal Opportunity Act.



Judy Michaelis
Broker

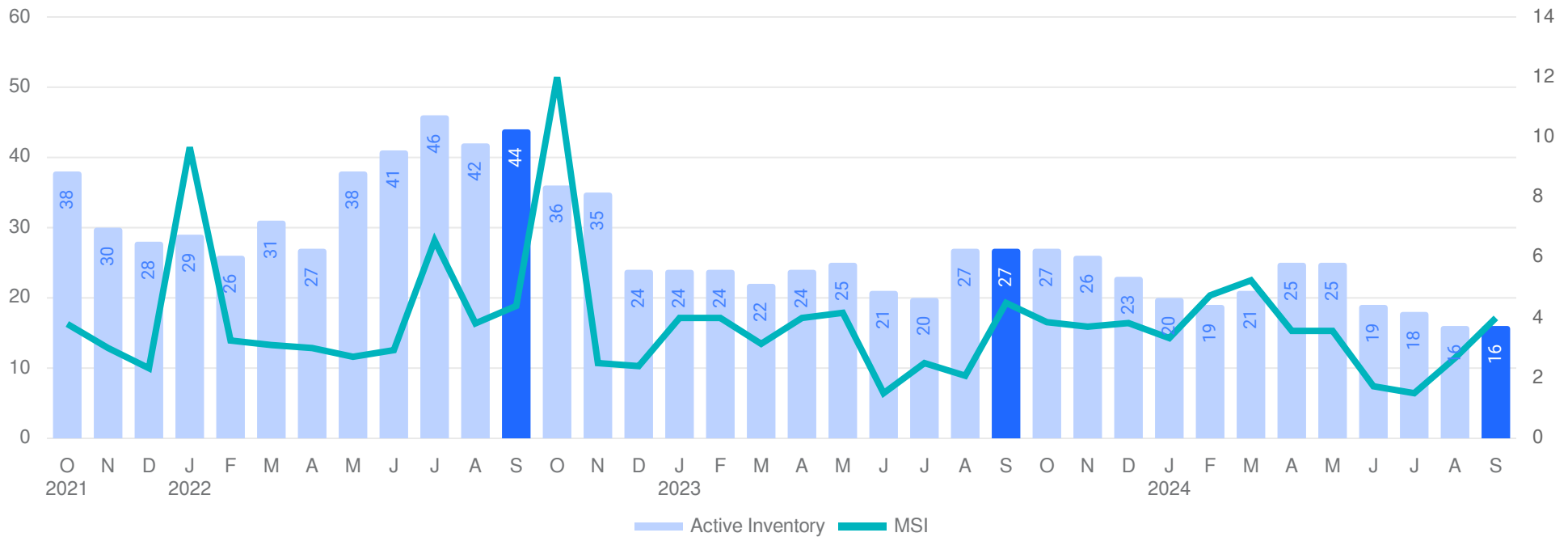
M: 203-247-5000
Lic#: 0750642

judy.michaelis@coldwellbankermoves.com
<https://www.judymichaelis.com>

City: Easton
Price Range: \$0 - \$999,999,999
Properties: Single Family

Inventory & MSI

The number of properties for sale in September 2024 was 16, equal to the previous month and -40.74% lower than 27 from September 2023. The September 2024 inventory was at its lowest level compared with September 2023 and 2022. A comparatively lower MSI is more beneficial for sellers while a higher MSI is better for buyers. The September 2024 MSI of 4 months was at its lowest level compared with September 2023 and 2022.



Based on information from SmartMLS for the period 10/01/2021 through 9/30/2024. Source data is deemed reliable but not guaranteed. Real estate agents affiliated with Coldwell Banker Realty are independent contractor sales associates, not employees. ©2024 Coldwell Banker. All Rights Reserved. Coldwell Banker and the Coldwell Banker logos are trademarks of Coldwell Banker Real Estate LLC. The Coldwell Banker® System is comprised of company owned offices which are owned by a subsidiary of Realogy Brokerage Group LLC and franchised offices which are independently owned and operated. The Coldwell Banker System fully supports the principles of the Fair Housing Act and the Equal Opportunity Act.



Judy Michaelis
Broker

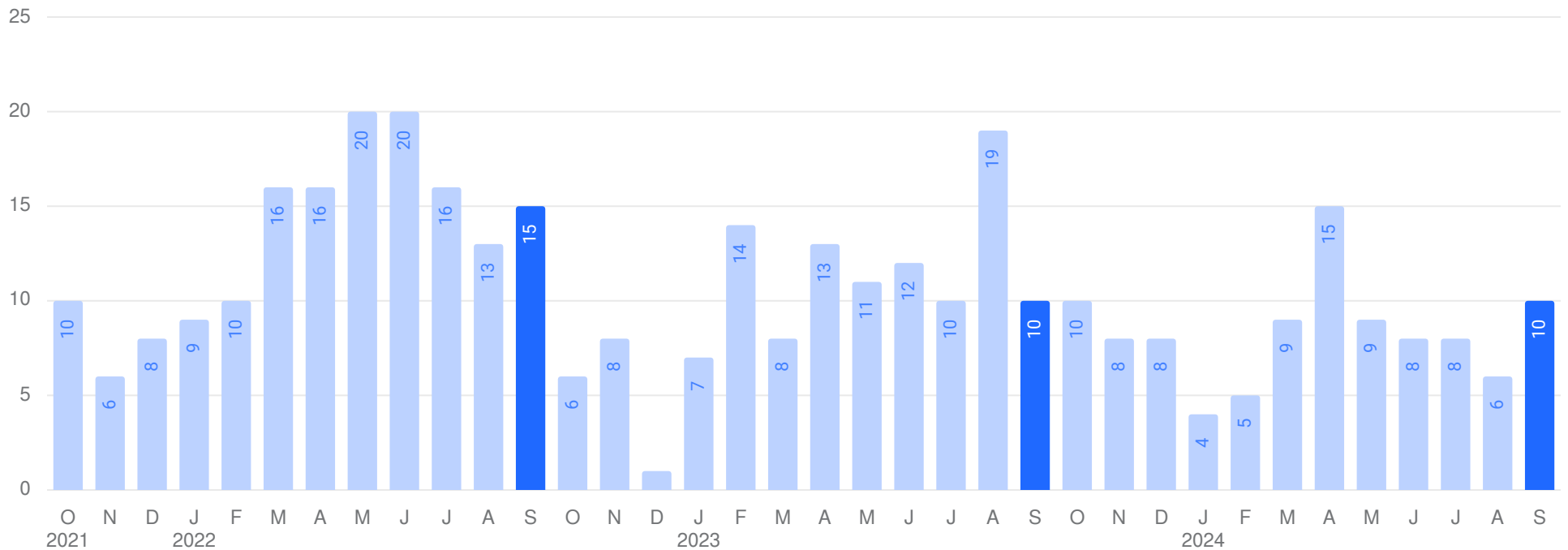
M: 203-247-5000
Lic#: 0750642

judy.michaelis@coldwellbankermoves.com
<https://www.judymichaelis.com>

City: Easton
Price Range: \$0 - \$999,999,999
Properties: Single Family

New Listings

The number of new listings in September 2024 was 10, up 66.67% from 6 from the previous month and equal to September 2023. The September 2024 listings were at its lowest level compared to September 2023 and 2022.



Based on information from SmartMLS for the period 10/01/2021 through 9/30/2024. Source data is deemed reliable but not guaranteed. Real estate agents affiliated with Coldwell Banker Realty are independent contractor sales associates, not employees. ©2024 Coldwell Banker. All Rights Reserved. Coldwell Banker and the Coldwell Banker logos are trademarks of Coldwell Banker Real Estate LLC. The Coldwell Banker® System is comprised of company owned offices which are owned by a subsidiary of Realogy Brokerage Group LLC and franchised offices which are independently owned and operated. The Coldwell Banker System fully supports the principles of the Fair Housing Act and the Equal Opportunity Act.