

Market Trends Report

February 2025

 Property Type

Single Family

 Date Range

March 2022 - February 2025

 Price Range

\$0 - \$999,999,999

 Location






CITY
Wilton






Judy Michaelis

Broker Lic#: 0750642

CONTACT

-  203-247-5000
-  judy.michaelis@coldwellbankermoves.com
-  judymichaelis.com
-  Coldwell Banker Realty
355 Riverside Ave, Westport, CT 06880
-  203-227-8424

CONNECT WITH ME

-  @judy-michaelis-westport
-  fb.com/JudyMichaelisRealEstate
-  @judymichaelisrealtor



Judy Michaelis
Broker

M: 203-247-5000
Lic#: 0750642

judy.michaelis@coldwellbankermoves.com
<https://www.judymichaelis.com>

City: Wilton

Price Range: \$0 -
\$999,999,999

Properties: Single Family

Overview

The overview below shows real estate activity from January 2025 to February 2025. You will see data comparisons between February and the previous month, the last three months and February 2024.

Overview	Monthly Trends				
	YTD Avg.	February	January	Nov. - Jan.	Feb. 2024
New Listings	26	18	8	6	27
Average Sales Price per Square Foot	383	407	359	359	319
Average Days on Market	82	51	113	75	41
Number of Properties for Sale	49	26	23	28	39
Average List Price	\$1,574,749	\$1,599,681	\$1,549,817	\$1,457,262	\$1,652,097
Median List Price	\$1,461,250	\$1,472,500	\$1,450,000	\$1,293,833	\$1,250,000
Average Sales Price	\$1,221,704	\$1,297,783	\$1,145,625	\$1,346,868	\$1,115,214
Median Sales Price	\$1,171,250	\$1,115,000	\$1,227,500	\$1,210,833	\$722,000
Sales Price / List Price Ratio	103.58%	103.77%	103.39%	103.04%	104.44%
Number of Properties Sold	18	6	12	17	7
Month's Supply of Inventory	3.12	4.33	1.92	1.77	5.57
Absorption Rate	0.38	0.23	0.52	0.63	0.18



Judy Michaelis
Broker

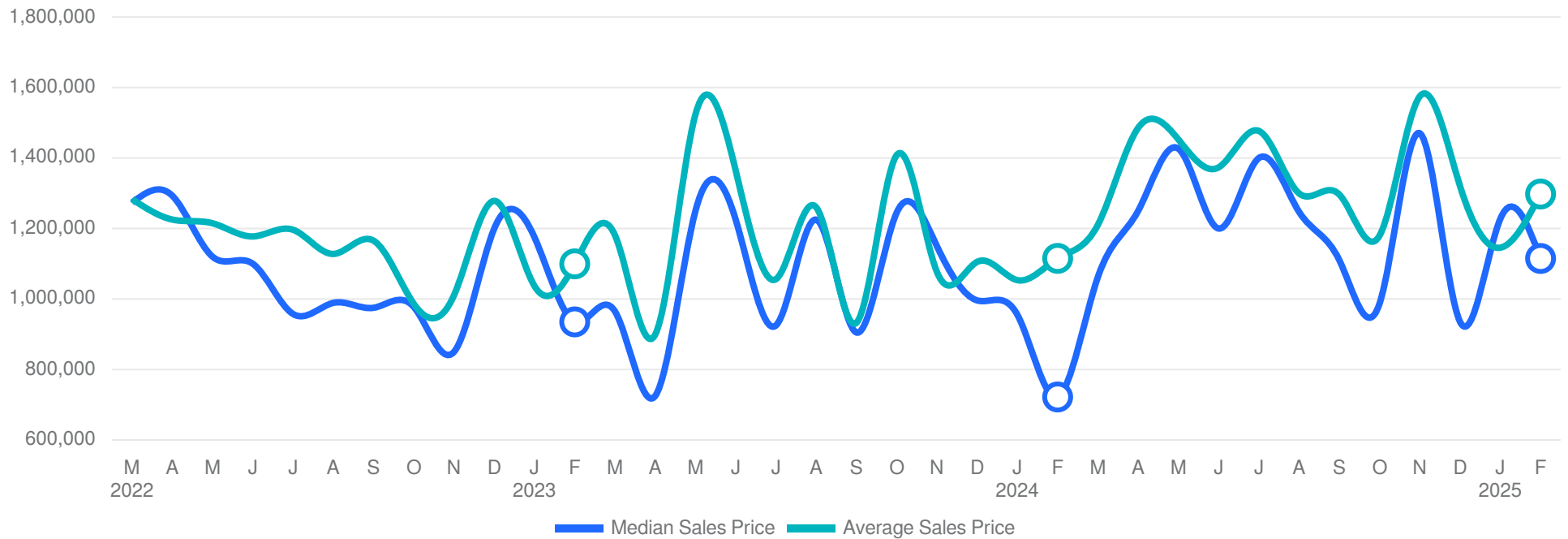
M: 203-247-5000
Lic#: 0750642

judy.michaelis@coldwellbankermoves.com
<https://www.judymichaelis.com>

City: Wilton
Price Range: \$0 - \$999,999,999
Properties: Single Family

Average & Median Sales Price

The median sales price in February 2025 was \$1,115,000, down -9.16% from \$1,227,500 from the previous month and 54.43% higher than \$722,000 from February 2024. The February 2025 median sales price was at its highest level compared to February 2024 and 2023. The average sales price in February 2025 was \$1,297,783, up 13.28% from \$1,145,625 from the previous month and 16.37% higher than \$1,115,214 from February 2024. The February 2025 average sale price was at its highest level compared to February 2024 and 2023.



Based on information from SmartMLS for the period 03/01/2022 through 2/28/2025. Source data is deemed reliable but not guaranteed. Real estate agents affiliated with Coldwell Banker Realty are independent contractor sales associates, not employees. ©2025 Coldwell Banker. All Rights Reserved. Coldwell Banker and the Coldwell Banker logos are trademarks of Coldwell Banker Real Estate LLC. The Coldwell Banker® System is comprised of company owned offices which are owned by a subsidiary of Realogy Brokerage Group LLC and franchised offices which are independently owned and operated. The Coldwell Banker System fully supports the principles of the Fair Housing Act and the Equal Opportunity Act.



Judy Michaelis
Broker

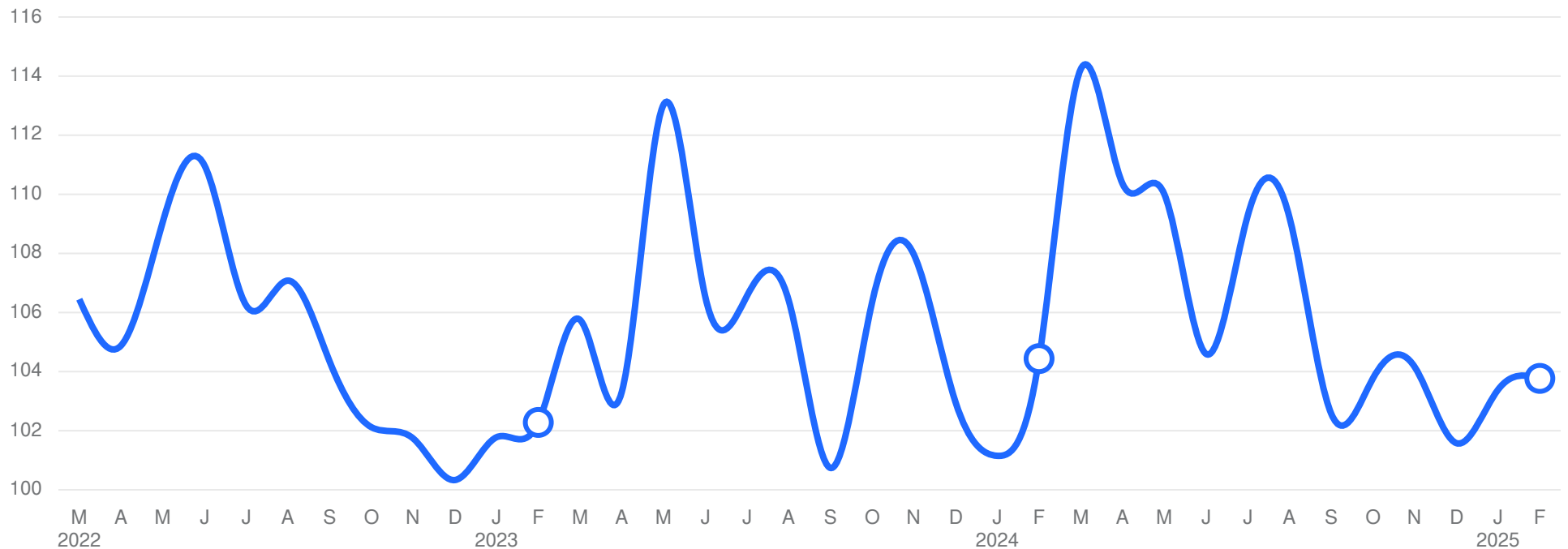
M: 203-247-5000
Lic#: 0750642

judy.michaelis@coldwellbankermoves.com
<https://www.judymichaelis.com>

City: Wilton
Price Range: \$0 - \$999,999,999
Properties: Single Family

Sales Price / List Price Ratio

The sales price/list price ratio is the average sale price divided by the average list price for sold properties expressed as a percentage. If it is above 100%, homes are selling for more than the list price. If it is less than 100%, homes are selling for less than the list price. The February 2025 sales price/list price ratio was 103.77%, equal to the previous month and equal to February 2024.



Based on information from SmartMLS for the period 03/01/2022 through 2/28/2025. Source data is deemed reliable but not guaranteed. Real estate agents affiliated with Coldwell Banker Realty are independent contractor sales associates, not employees. ©2025 Coldwell Banker. All Rights Reserved. Coldwell Banker and the Coldwell Banker logos are trademarks of Coldwell Banker Real Estate LLC. The Coldwell Banker® System is comprised of company owned offices which are owned by a subsidiary of Realogy Brokerage Group LLC and franchised offices which are independently owned and operated. The Coldwell Banker System fully supports the principles of the Fair Housing Act and the Equal Opportunity Act.



Judy Michaelis
Broker

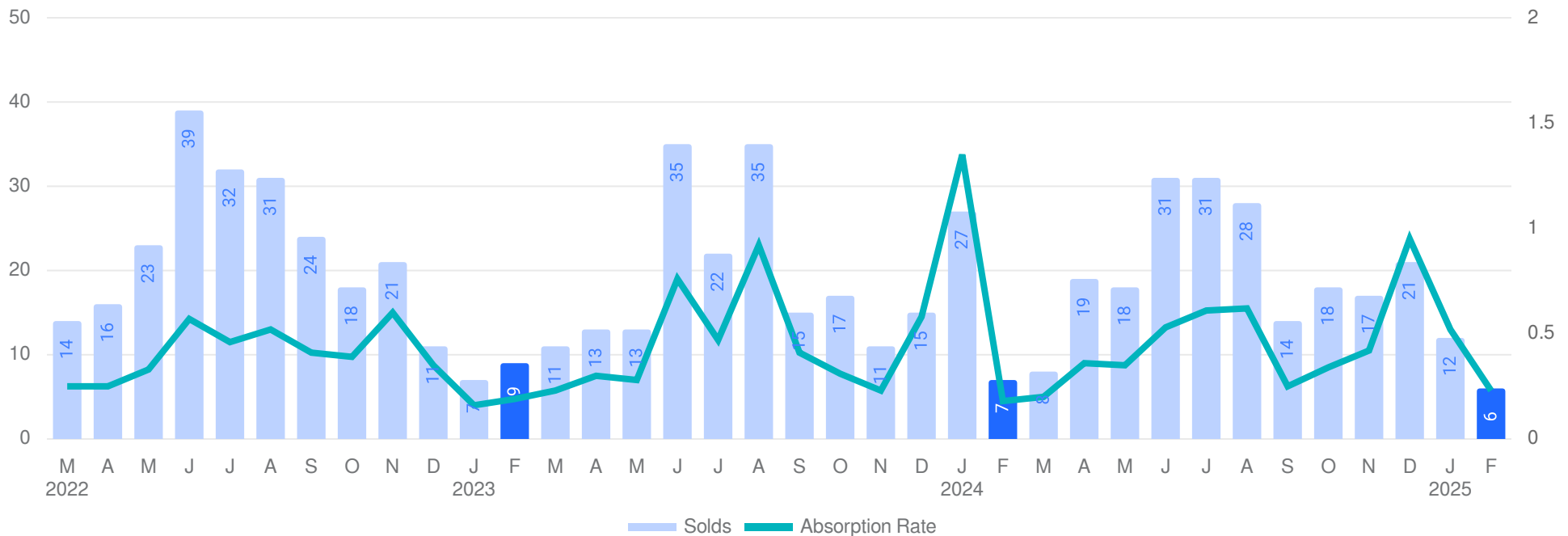
M: 203-247-5000
Lic#: 0750642

judy.michaelis@coldwellbankermoves.com
<https://www.judymichaelis.com>

City: Wilton
Price Range: \$0 - \$999,999,999
Properties: Single Family

Number of Properties Sold & Absorption Rate

The number of properties sold in February 2025 was 6, down -50.0% from 12 from the previous month and -14.29% lower than 7 from February 2024. The February 2025 sales were at its lowest level compared to February 2024 and 2023. Absorption rate is the avg number of sales per month divided by the total number of available properties.



Based on information from SmartMLS for the period 03/01/2022 through 2/28/2025. Source data is deemed reliable but not guaranteed. Real estate agents affiliated with Coldwell Banker Realty are independent contractor sales associates, not employees. ©2025 Coldwell Banker. All Rights Reserved. Coldwell Banker and the Coldwell Banker logos are trademarks of Coldwell Banker Real Estate LLC. The Coldwell Banker® System is comprised of company owned offices which are owned by a subsidiary of Realogy Brokerage Group LLC and franchised offices which are independently owned and operated. The Coldwell Banker System fully supports the principles of the Fair Housing Act and the Equal Opportunity Act.



Judy Michaelis
Broker

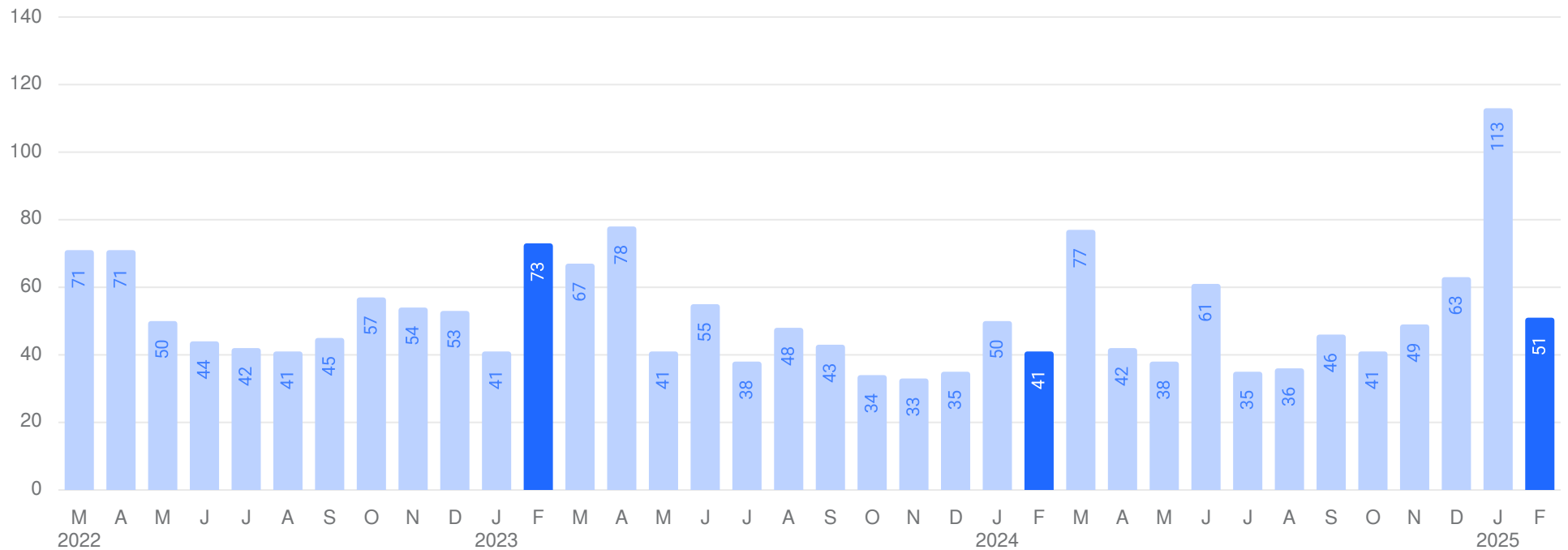
M: 203-247-5000
Lic#: 0750642

judy.michaelis@coldwellbankermoves.com
<https://www.judymichaelis.com>

City: Wilton
Price Range: \$0 - \$999,999,999
Properties: Single Family

Average Days on Market

The average days on market (DOM) is the number of days a property is on the market before it sells. An upward trend in DOM tends to indicate a move towards a buyer's market, a downward trend tends to indicate a move towards seller's market. The DOM for February 2025 was 51 days, down -54.87% from 113 days from the previous month and 24.39% higher than 41 days from February 2024. The February 2025 DOM was at a mid level compared with February 2024 and 2023.



Based on information from SmartMLS for the period 03/01/2022 through 2/28/2025. Source data is deemed reliable but not guaranteed. Real estate agents affiliated with Coldwell Banker Realty are independent contractor sales associates, not employees. ©2025 Coldwell Banker. All Rights Reserved. Coldwell Banker and the Coldwell Banker logos are trademarks of Coldwell Banker Real Estate LLC. The Coldwell Banker® System is comprised of company owned offices which are owned by a subsidiary of Realogy Brokerage Group LLC and franchised offices which are independently owned and operated. The Coldwell Banker System fully supports the principles of the Fair Housing Act and the Equal Opportunity Act.



Judy Michaelis
Broker

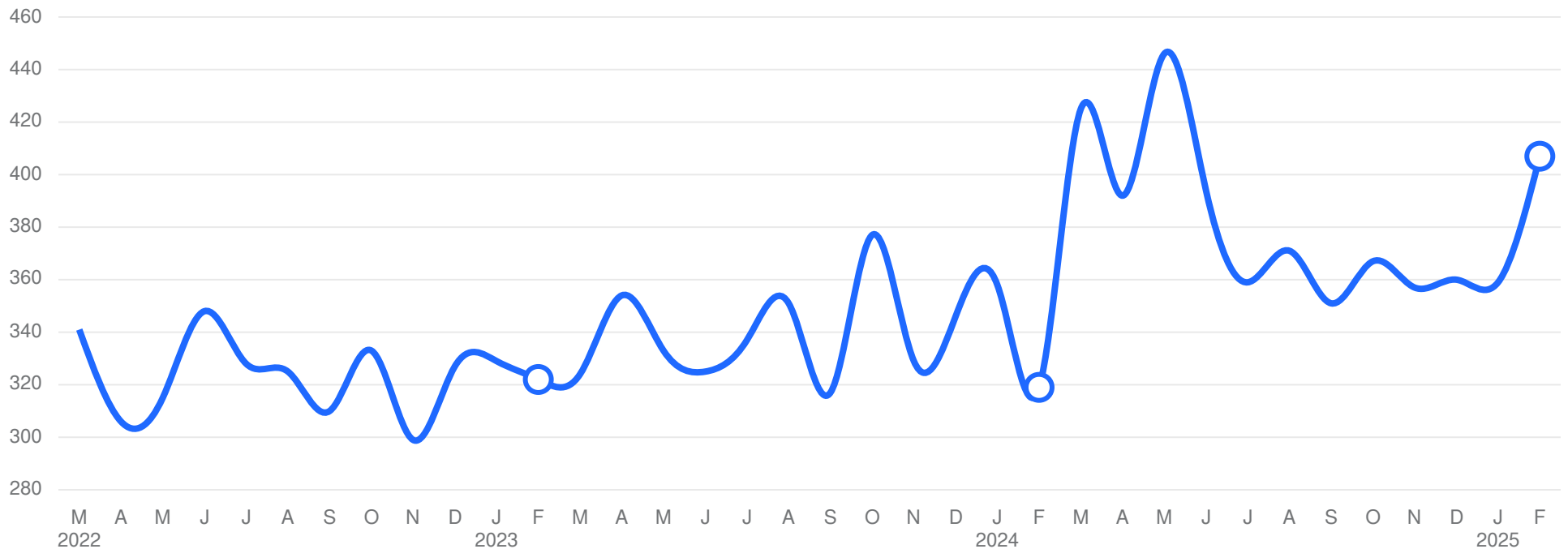
M: 203-247-5000
Lic#: 0750642

judy.michaelis@coldwellbankermoves.com
<https://www.judymichaelis.com>

City: Wilton
Price Range: \$0 - \$999,999,999
Properties: Single Family

Average Sales Price per Square Foot

The average sales price per square foot is a more normalized indicator for the direction of property value. The sales price per square foot in February 2025 was \$407, up 13.37% from \$359 from the previous month and 27.59% higher than \$319 from February 2024.



Based on information from SmartMLS for the period 03/01/2022 through 2/28/2025. Source data is deemed reliable but not guaranteed. Real estate agents affiliated with Coldwell Banker Realty are independent contractor sales associates, not employees. ©2025 Coldwell Banker. All Rights Reserved. Coldwell Banker and the Coldwell Banker logos are trademarks of Coldwell Banker Real Estate LLC. The Coldwell Banker® System is comprised of company owned offices which are owned by a subsidiary of Realogy Brokerage Group LLC and franchised offices which are independently owned and operated. The Coldwell Banker System fully supports the principles of the Fair Housing Act and the Equal Opportunity Act.



Judy Michaelis
Broker

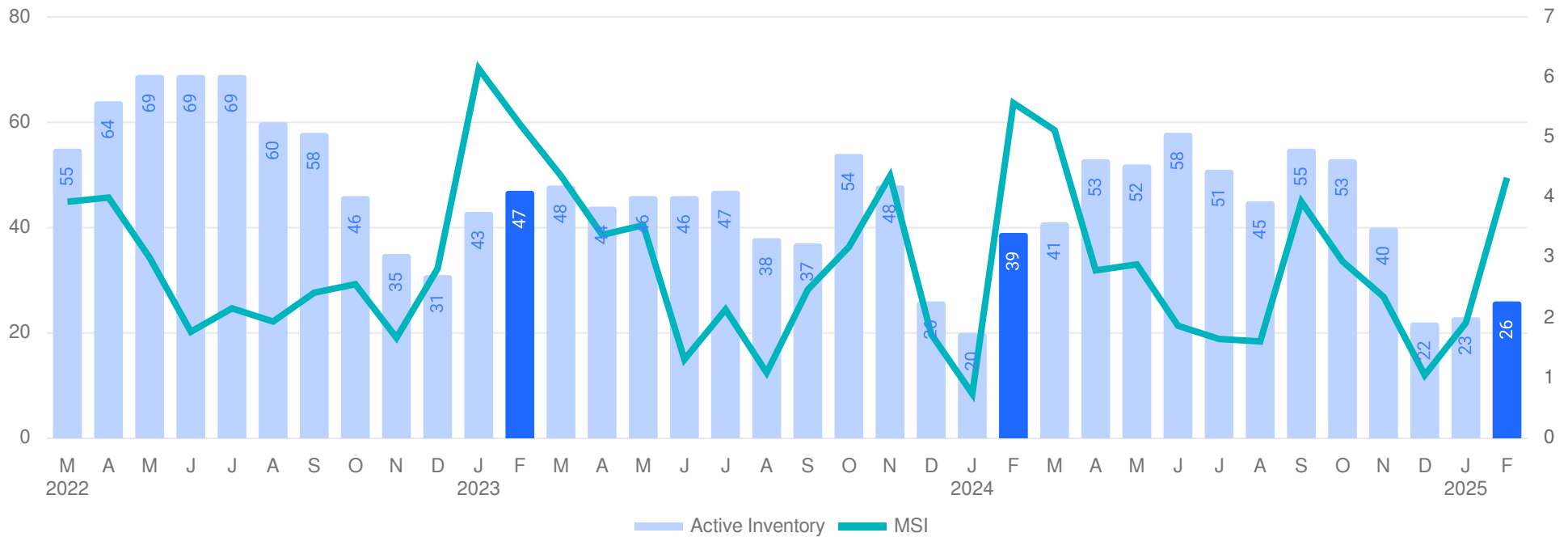
M: 203-247-5000
Lic#: 0750642

judy.michaelis@coldwellbankermoves.com
<https://www.judymichaelis.com>

City: Wilton
Price Range: \$0 - \$999,999,999
Properties: Single Family

Inventory & MSI

The number of properties for sale in February 2025 was 26, up 13.04% from 23 from the previous month and -33.33% lower than 39 from February 2024. The February 2025 inventory was at its lowest level compared with February 2024 and 2023. A comparatively lower MSI is more beneficial for sellers while a higher MSI is better for buyers. The February 2025 MSI of 4.33 months was at its lowest level compared with February 2024 and 2023.



Based on information from SmartMLS for the period 03/01/2022 through 2/28/2025. Source data is deemed reliable but not guaranteed. Real estate agents affiliated with Coldwell Banker Realty are independent contractor sales associates, not employees. ©2025 Coldwell Banker. All Rights Reserved. Coldwell Banker and the Coldwell Banker logos are trademarks of Coldwell Banker Real Estate LLC. The Coldwell Banker® System is comprised of company owned offices which are owned by a subsidiary of Realogy Brokerage Group LLC and franchised offices which are independently owned and operated. The Coldwell Banker System fully supports the principles of the Fair Housing Act and the Equal Opportunity Act.



Judy Michaelis
Broker

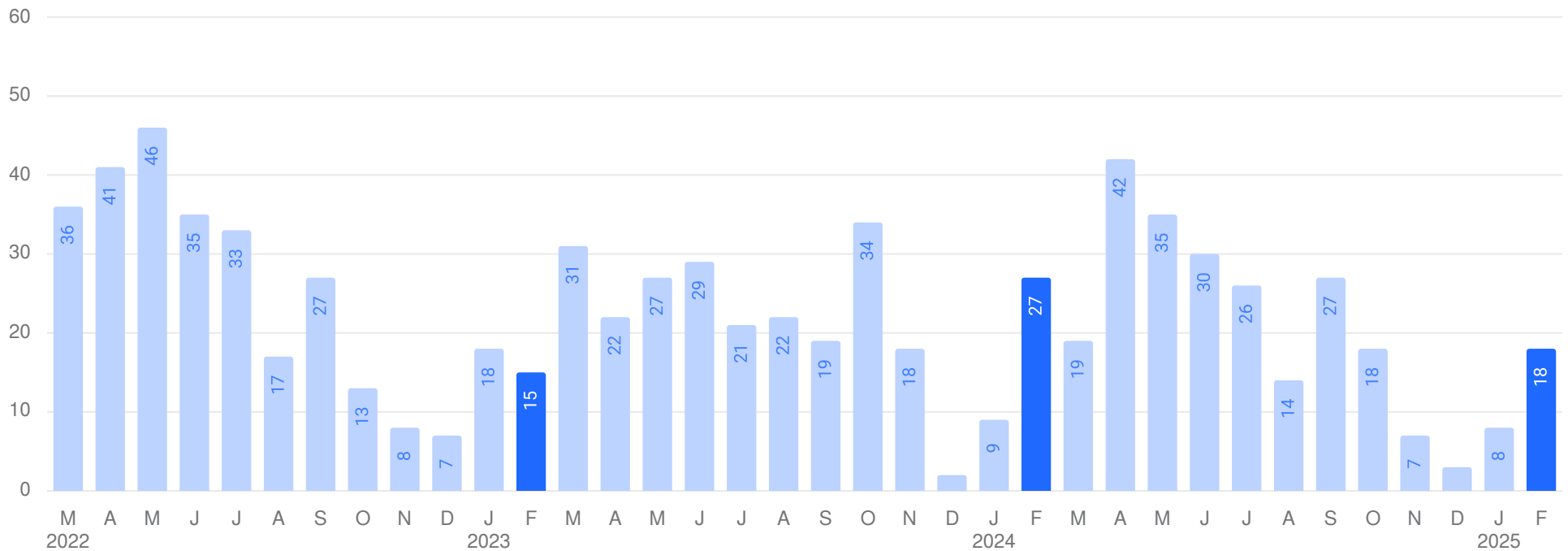
M: 203-247-5000
Lic#: 0750642

judy.michaelis@coldwellbankermoves.com
<https://www.judymichaelis.com>

City: Wilton
Price Range: \$0 - \$999,999,999
Properties: Single Family

New Listings

The number of new listings in February 2025 was 18, up 125.00% from 8 from the previous month and -33.33% lower than 27 from February 2024. The February 2025 listings were at a mid level compared to February 2024 and 2023.



Based on information from SmartMLS for the period 03/01/2022 through 2/28/2025. Source data is deemed reliable but not guaranteed. Real estate agents affiliated with Coldwell Banker Realty are independent contractor sales associates, not employees. ©2025 Coldwell Banker. All Rights Reserved. Coldwell Banker and the Coldwell Banker logos are trademarks of Coldwell Banker Real Estate LLC. The Coldwell Banker® System is comprised of company owned offices which are owned by a subsidiary of Realogy Brokerage Group LLC and franchised offices which are independently owned and operated. The Coldwell Banker System fully supports the principles of the Fair Housing Act and the Equal Opportunity Act.